


PANDUAN AKTIVASI AKUN OFFICE 365

DINAS PENDIDIKAN DAN KEBUDAYAAN KABUPATEN WONOGIRI






Microsoft
Sign in
Email, phone, or Skype

No account? [Create one!](#)
[Can't access your account?](#)
[Sign-in options](#)
[Next](#)

1# Buka browser dan masuk ke portal.office.com

 Microsoft

Sign in

agus@pdkwonogiri.id

[No account? Create one!](#)

[Can't access your account?](#)

[Sign-in options](#)

[Next](#)

Tuliskan akun Office 365 pdkwonogiri

Microsoft

← agus@pdkwonogiri.id

Enter password

.....

[Forgot my password](#)

[Sign in](#)

Tuliskan Password yang diberikan



agus@pdkwonogiri.id

Update your password

You need to update your password because this is the first time you are signing in, or because your password has expired.

.....

.....

.....

Sign in

Tuliskan password yang diberikan

Tuliskan password baru yang diinginkan.
Password minimal 8 karakter, gabungan huruf besar, huruf kecil, dan angka


Microsoft



Save time by teaching
with Office 365






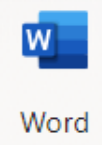



Klik Centang



Good morning

Install Office



Start new

Outlook

OneDrive

Word

Excel

PowerPoint

OneNote

SharePoint

Teams

Class Notebook



Sway

Forms

All apps

Recent

Pinned

Shared with me

Discover

Upload and open...

Tampilan Office 365



Feedback

Good morning

Install Office



Start new



Outlook



OneDrive



Word



Excel



PowerPoint



OneNote



SharePoint



Teams



Class
Notebook



Sway



Forms



All apps

AKUN OFFICE 365 SIAP DIGUNAKAN

SELAMAT BERKARYA!

